



Outdoor & Industrial
Lighting designer and
Manufacturer

2025-2026

PRODUCTS CATALOG

2025

DongGuan Emilux Lighting Technology Co.,Ltd

Mail angel@emiluxled.com

Tel +86 137 9028 5416

Add. BuildingA,No.1 GuanHuang North Road,GaoBu Town Dongguan City,
Guandong Province,China.

www.emiluxlighting.com/www.emiluxlights.com



**LEADING INTERNATIONAL
ARCHITECTURAL AND
COMMERCIAL LIGHTING EXPERTS**



DongGuan Emilux Lighting Technology Co.,Ltd
www.emiluxlighting.com

www.emiluxlighting.com

Select Us



Choose our outdoor lighting to experience truly professional illumination! Featuring high-brightness LED technology and advanced optical design, our lights deliver wider, more even coverage while staying energy-efficient and eco-friendly. With an IP65 waterproof and dustproof rating, they withstand rain, wind, and the changing seasons with ease—durable and reliable for all outdoor environments. Multiple installation options offer flexibility for any setting, while smart controls like motion sensors and light sensors bring convenience and intelligence to your lighting system. Not only do they brighten the night, they also enhance landscapes and beautifully complement any outdoor space.

About Emilux

Established in 2013, Dongguan Emilux Lighting Technology Co., Ltd. is situated in Dongguan Gaogao Bo Town and stands as a high-tech enterprise that integrates research and development, production, and sales. The company has incorporated advanced technology into its operations and strictly adheres to the ISO9001 quality management system standard. With a comprehensive approach to management, Emilux Lighting ensures the effective operation and coordination of all staff across every aspect and stage of the process.

The company is committed to delivering comprehensive lighting solutions and professional services. Its product range spans various sectors, including households, commercial establishments, and architectural projects. Within the domestic market, Emilux Lighting primarily serves prestigious entities such as five-star hotels, airports, shopping malls, and office buildings. The company is actively involved in projects nationwide, contributing to the lighting design of major cities, including Dalian.

Emilux Lighting is dedicated to optimizing its industrial layout, boosting brand value, fostering scientific and technological innovation, advancing intelligent manufacturing, and propelling high-quality enterprise development. With a commitment to creating aesthetically pleasing lighting environments, the company takes on the responsibility of enhancing the experiences of thousands of consumers. Through continuous development and innovation, Emilux Lighting aims to fortify China's position in the global lighting manufacturing industry.



CONTENTS

www.emiluxlighting.com



ZODIAC SERIES

In-ground Light

Mini In-ground Light 

P11~36

P17~28

P29~36



STARRING SERIES

Underg round Light

Recessed Wall mounted light

P37~42

P39

P40~42



HYDROGLOW SERIES

Recessed luminaires for swimming pools

Underwater luminaires

P43~52

P45~48

P49~52



MAGICSPRING SERIES

Fountain lights

P53~56

P55~56



PLANTLUME SERIES

Mini Flood Lights

Buffalo Flood Lights

P57~70

P63~66

P67~70



STARLIGHT SERIES

Skirting lamp

Mini Flood Light

Mini wall light

Grass Light

LED wall light

P71~90

P73~76

P77~78

P79~80

P81

P83~89



FEATURED MINI LED LIGHTING SERIES

LED garden lights/grounding lights

LED cabinet light

Mini LED Star Light/Downlight

P91~106

P93

P94

P95~106



LIGHTEDGE SERIES

Wall washing light


P107~114

P111~114

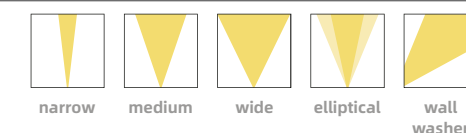

IN-GROUND LIGHT

ZODIAC SERIES

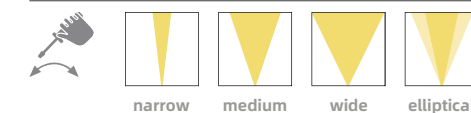
A full featured, shallow depth inground luminaire featuring lumen output and high quality die casting Aluminum. It can be used interior spaces and outdoor car drive over applications. In addition, External rotation and tilt adjustability ensures the most efficient light delivery can be set according to Site conditions.



FIXED OPTICS



ADJUSTABLE OPTICS






30X60° OPTICS

+20° ADJUSTABLE ANGLE THROUGH
A SMALL SCREW DRIVER INCLUDED WHEN
ORDER MANUAL VERSION (PATENTED)



Taurus
25W 230Vac



MANUAL ADJUST THE LIGHT
BEAM BY $\pm 20^\circ$ (Virgo & Taurus)

TRIM IN AISI 316L STAINLESS STEEL,
PRODUCED ENTIRELY
ON A CNC LATHE,
MICROBLASTED, PASSIVATED
AND ELECTRO POLISHED.
THE BEST CORROSION
TREATMENT

6-STEP MATERIAL PROTECTION,
AND OXIDATION AND
CORROSION RESISTANCE
EN AB 47100 low-copper-content aluminium
Preparation for painting with ALODINE NT-E coating
Epoxy paint
Polyester paint
Paints compliant with Qualicoat automotive coating standard
Salt spray tested (over 1500 hours)

BUILT-IN
PROTECTION
SYSTEMS:

IPS
INTELLIGENT PROTECTION SYSTEM

PID
PROTECTIVE IMPEDANCE DEVICE

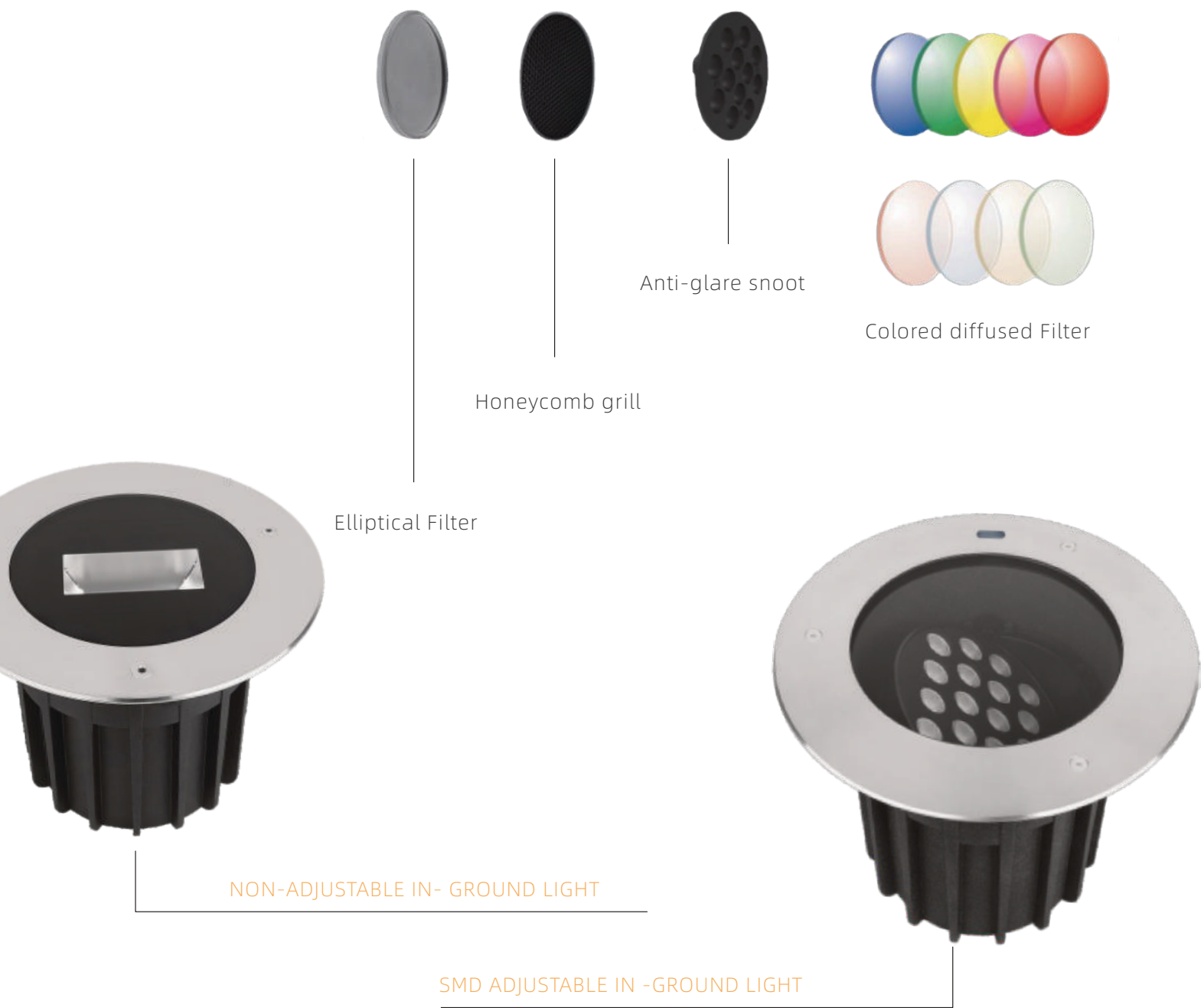
SPD
SURGE PROTECTION DEVICE



ZODIAC UPLIGHT

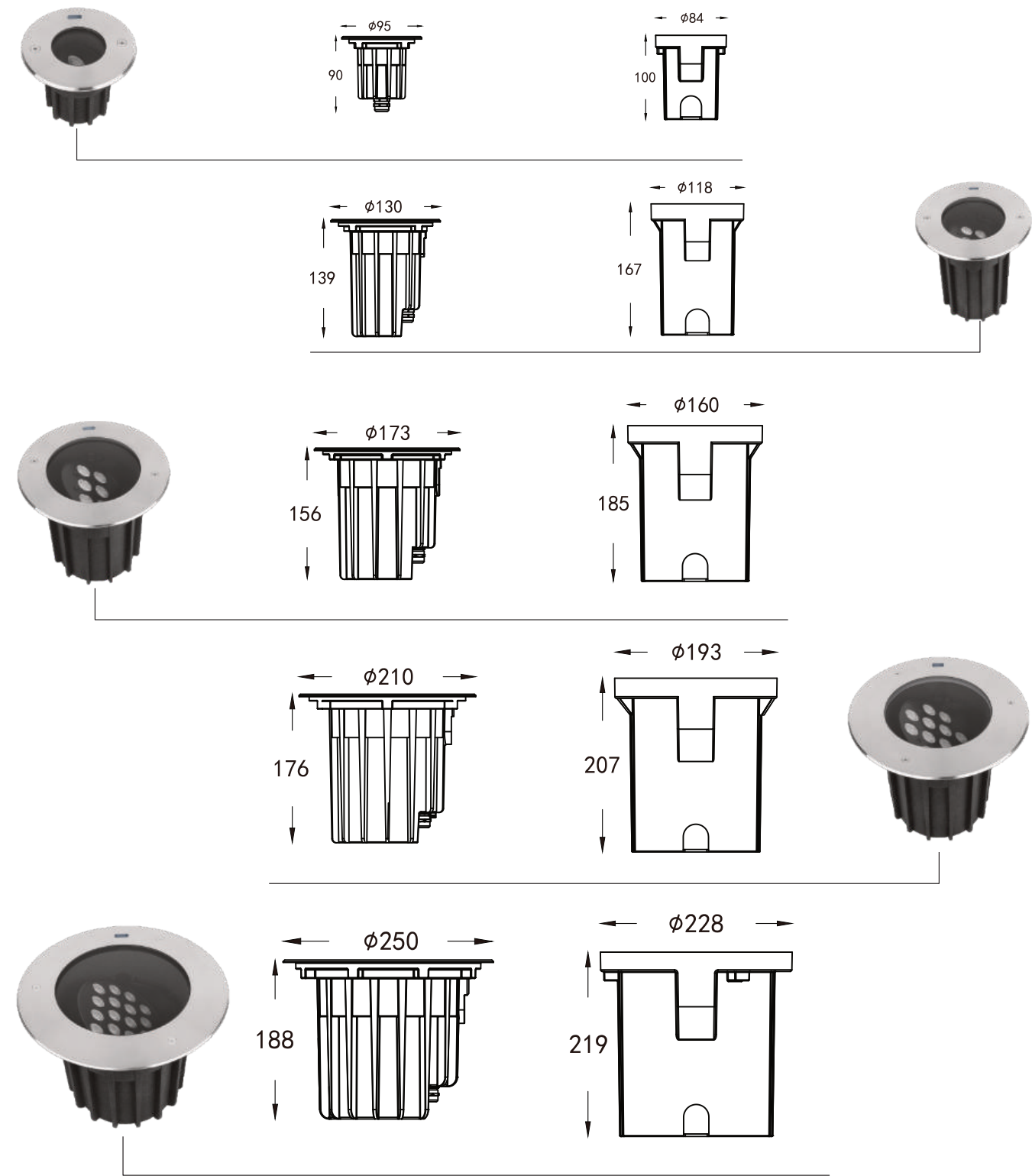
Is an up-lights which is designed to use a simple screw driver to adjust the lighting angle by #30° and it includes five different sizes with a wide range of optics. It is an ideal and flexible choice for lighting up large and small public spaces, building facade and trees with high performance. High quality of cree monocolor led sources with different lumens are the expression of versatility and performance.








OPTICAL ACCESSORIES



BALANCED LIGHT, FLEXIBLE SIZES

Offered in a variety of sizes to seamlessly adapt to different outdoor spaces. From subtle accents to large-area illumination, each fixture is crafted with precision design and robust construction. Whether it's pathways, gardens, tree wells, or public plazas, it integrates effortlessly into the ground—blending naturally with the surroundings and lighting up every step through the night.





Mini In-ground Light

MOUNTING TYPE

- SOFT GROUND
 - Spike
 - Spike+Extension Pole
- SOLID GROUND
 - Aluminum Base
 - Base+Extension Pole
 - Aluminum Plate
 - Plate+Extension Pole
- TREE MOUNT
 - Mounting Ring
 - Aluminum Plate
- WALL MOUNT
 - Mounting Plate
 - Plate+Extend Pole



LED FLOODLIGHTS, PROJECTORS

IS A HIGH POWER, ADJUSTABLE LED PROJECTOR LIGHT. WITH ITS AESTHETIC DESIGN, AND WIDE RANGE OF

MOUNTING OPTIONS, SUCH AS BASE/TREE STRAP/GROUND/SPIKE MOUNTING. IT IS SUITABLE FOR A HUGE VARIETY OF APPLICATIONS, EACH MOUNTING METHOD IS CUSTOM MADE TO EACH PROJECT'S REQUIREMENTS, ALLOWING THE DESIGNER TO TAILOR THE LIGHTING LAYOUT FOR EACH DISPLAY. THE BEST METHOD OF SPECIFICATION FOR THESE PROJECTOR LIGHT AND MOUNTING SYSTEMS IS TO SEND US A SKETCH OF WHAT IS REQUIRED.



LENS Honeycomb Anti-glare grille Anti-glare snout